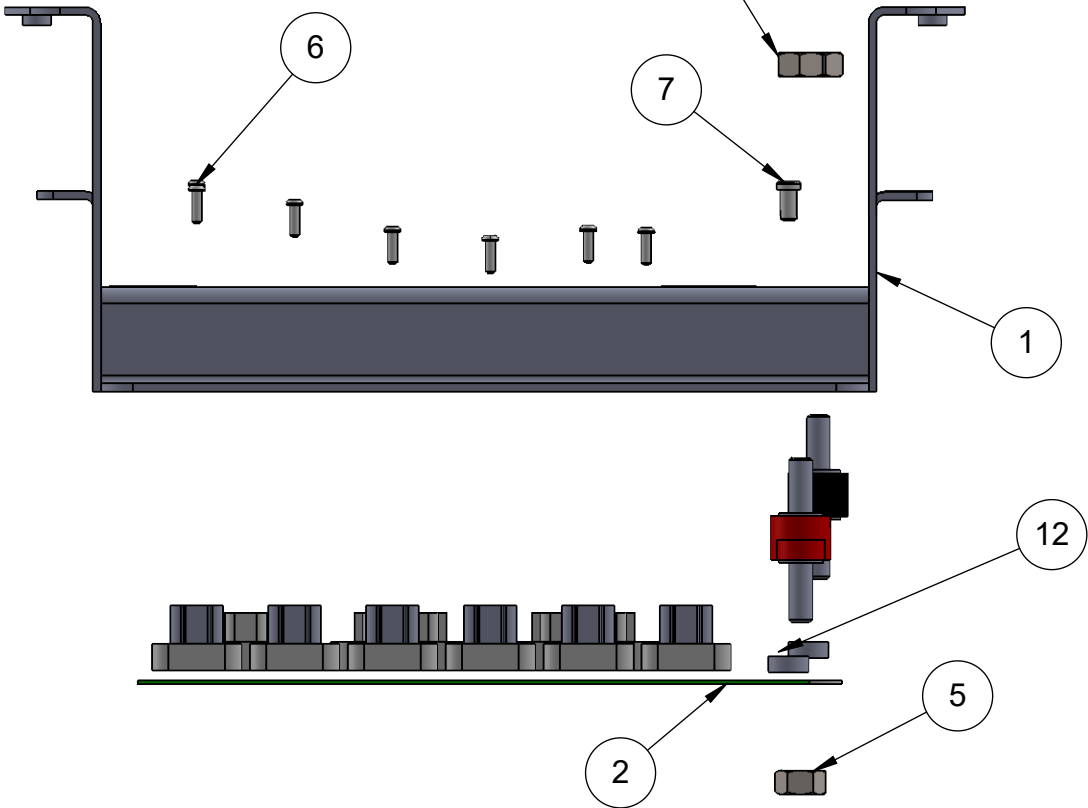
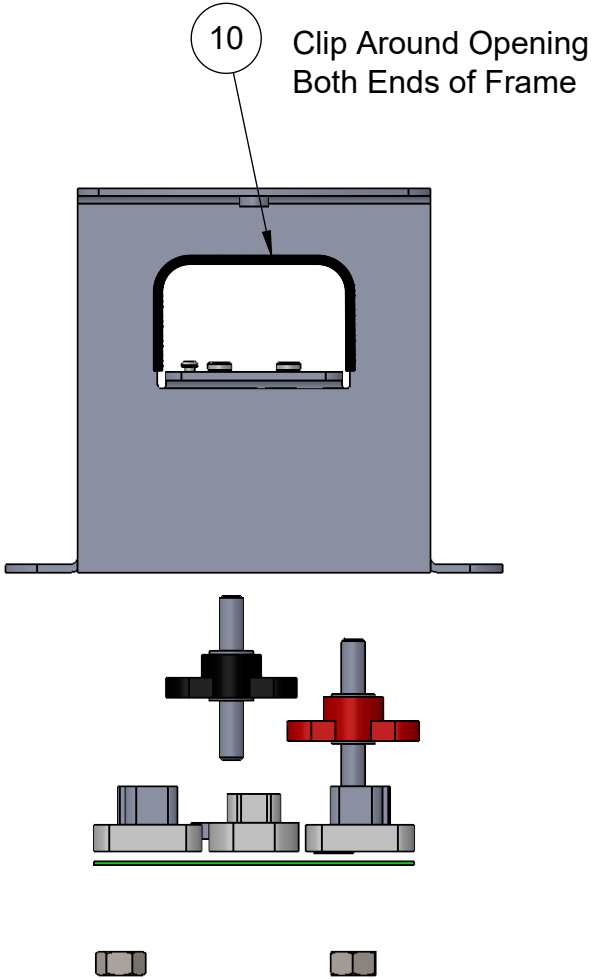
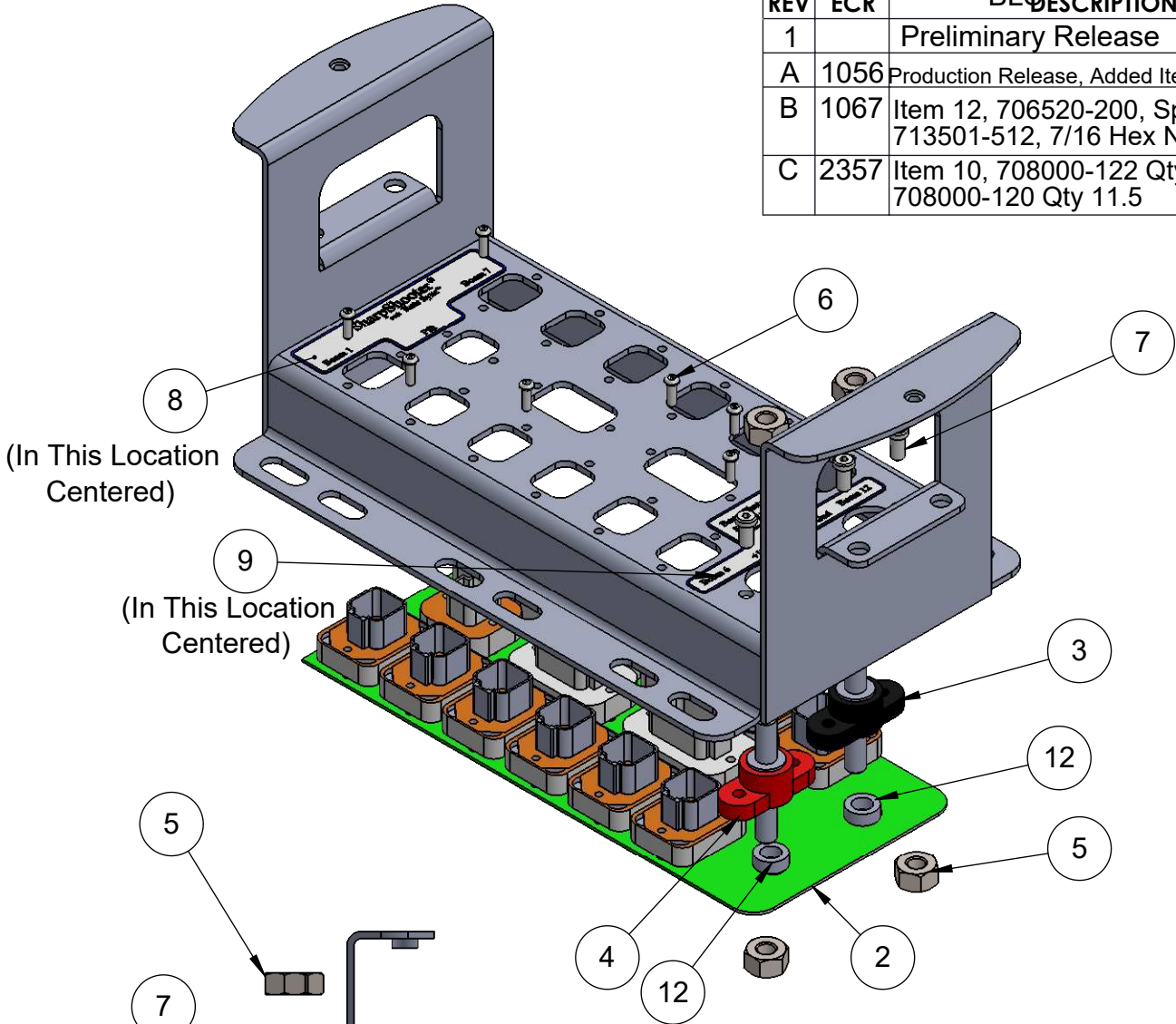


PROPRIETARY AND CONFIDENTIAL
 THE INFORMATION CONTAINED IN THIS DRAWING IS THE SOLE PROPERTY OF
 CAPSTAN AG INC. ANY REPRODUCTION IN PART OR AS A WHOLE
 WITHOUT WRITTEN PERMISSION OF CAPSTAN AG INC IS PROHIBITED

REV	ECR	BLS DESCRIPTION	DATE	BY
1		Preliminary Release	9/23/13	BLS
A	1056	Production Release, Added Items 10, 11, &12	5/28/15	BLS
B	1067	Item 12, 706520-200, Spacer was 713501-512, 7/16 Hex Nut	10/21/15	BLS
C	2357	Item 10, 708000-122 Qty 2 was 708000-120 Qty 11.5	10/25/18	BLS



12	706520-200	Spacer, Aluminum, 3/8 x 1/4	2
11	S1000-010	Foam Set, Gateway Power Hub	1
10	708000-122	Auto Trim, 1/8", 5.75 Lg	2
9	118640-106	Decal, Power Hub	1
8	118640-105	Decal, Power Hub	1
7	709031-600	1/4-20 x 1/2 SHCS, Low Hd	4
6	709031-203	Screw, 6-19 x 5/8 Plastite	30
5	713501-905	Hex Nut, 3/8-16	4
4	715005-166	Stud, Jct Block, Red	1
3	715005-165	Stud, Jct Block, Black	1
2	118640-102	Power Board, Power Hub	1
1	118640-100	Enclosure Assy, Power Hub	1
Item	Part Number	Description	Qty

CAPSTAN Ag Systems, Inc.		CAPSTAN AG SYSTEMS, INC. 101 N. KANSAS AVE., TOPEKA, KS 66603	
Drawn	Name BLS	Date 9/24/13	TITLE: Enclosure Assembly Power Hub SharpShooter
Checked			
QA APP			
		SIZE B	DWG No: 118600-012
		SCALE: None	REV C
		SHEET 1 of 1	