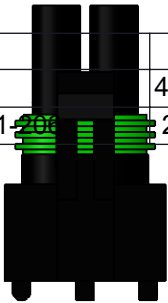
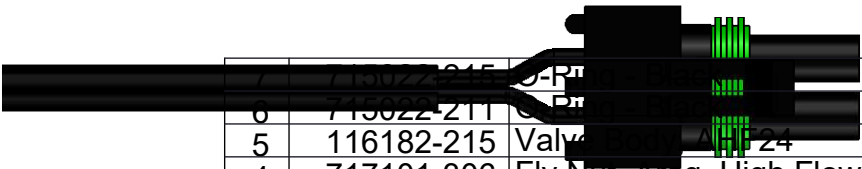
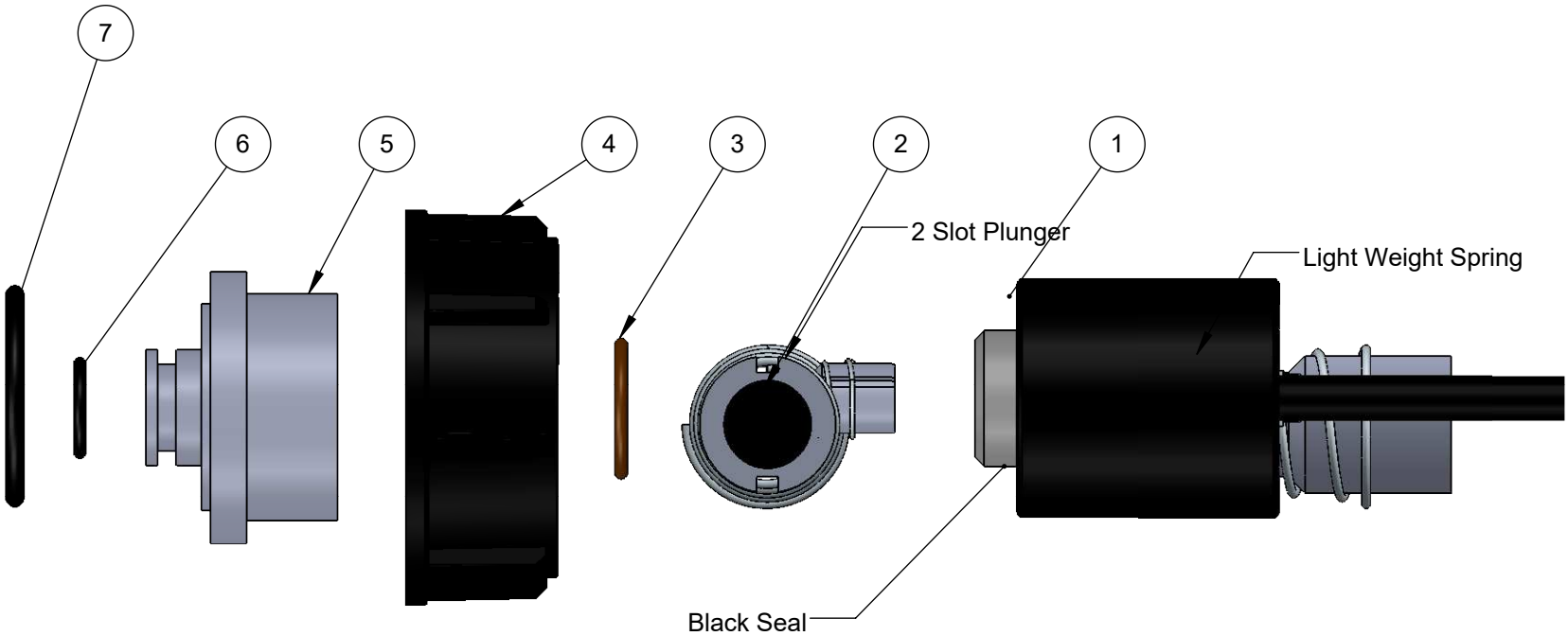


PROPRIETARY AND CONFIDENTIAL
 THE INFORMATION CONTAINED IN THIS DRAWING IS THE SOLE PROPERTY OF
 CAPSTAN AG INC. ANY REPRODUCTION IN PART OR AS A WHOLE
 WITHOUT WRITTEN PERMISSION OF CAPSTAN AG INC IS PROHIBITED

REV	ECR	DESCRIPTION	DATE	BY
A		Production Release	4/14/14	BLS
B	2011	Item 4, 717101-306 was 717101-206	2/18/16	BLS



Not Assembled by Production
 Installed by End User



7	625147-011	Coil Assembly, 12 W	1
6	715022-211	O-Ring - Brown	1
5	116182-215	Valve Assembly, AHF24, 12W	1
4	717101-306	Fly Nut, Arag, High Flow	1
3	715022-204	O-Ring - Brown	1
2	716009-111	Plunger Assy, Standard, 2 Slot	1
1	625147-011	Coil Assembly, 12 W	1
Item	Part Number	Description	Qty



	Name	Date	TITLE:	
Drawn	BLS	4/14/14	Valve Assembly, AHF24, 12W 2 Slot, Black, Standard Spring	
Checked				
QA APP				
			SIZE B	DWG No: 116290-215
			REV B	
			SCALE: None	
			SHEET 1 of 1	