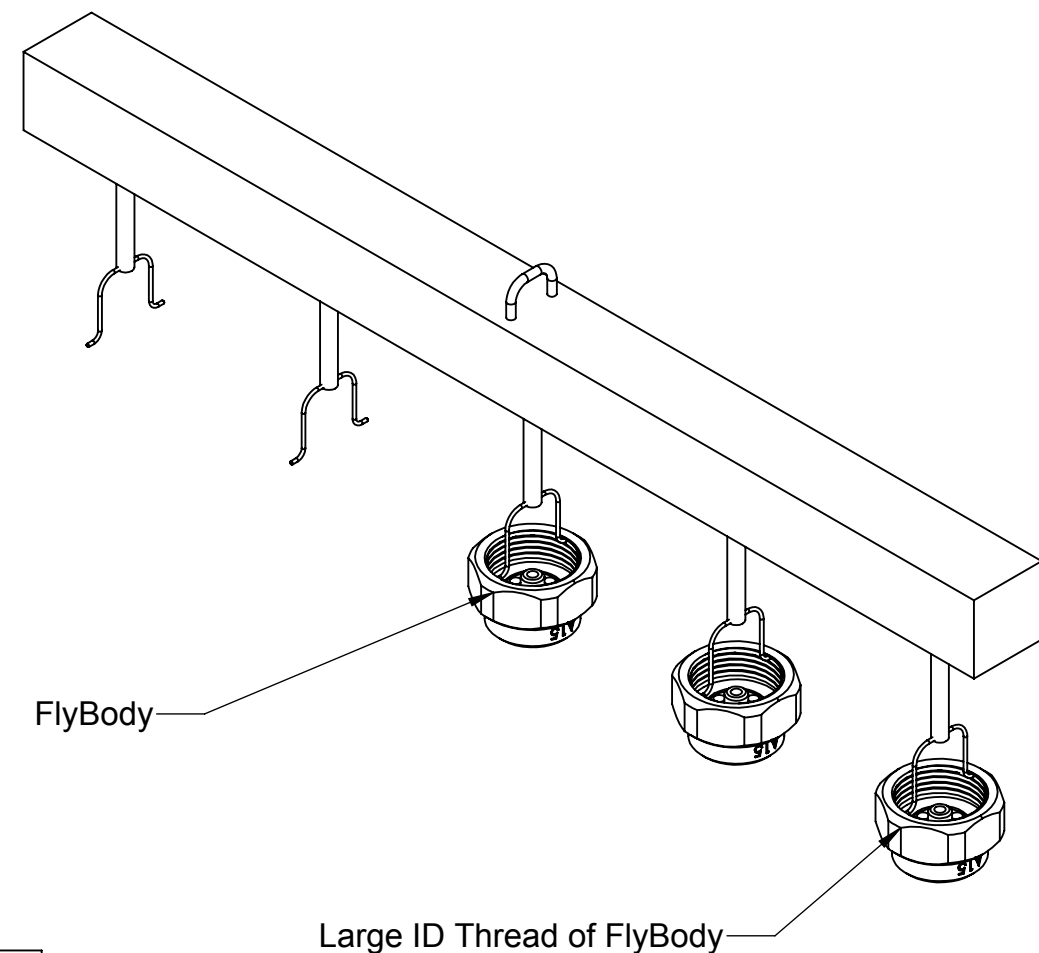
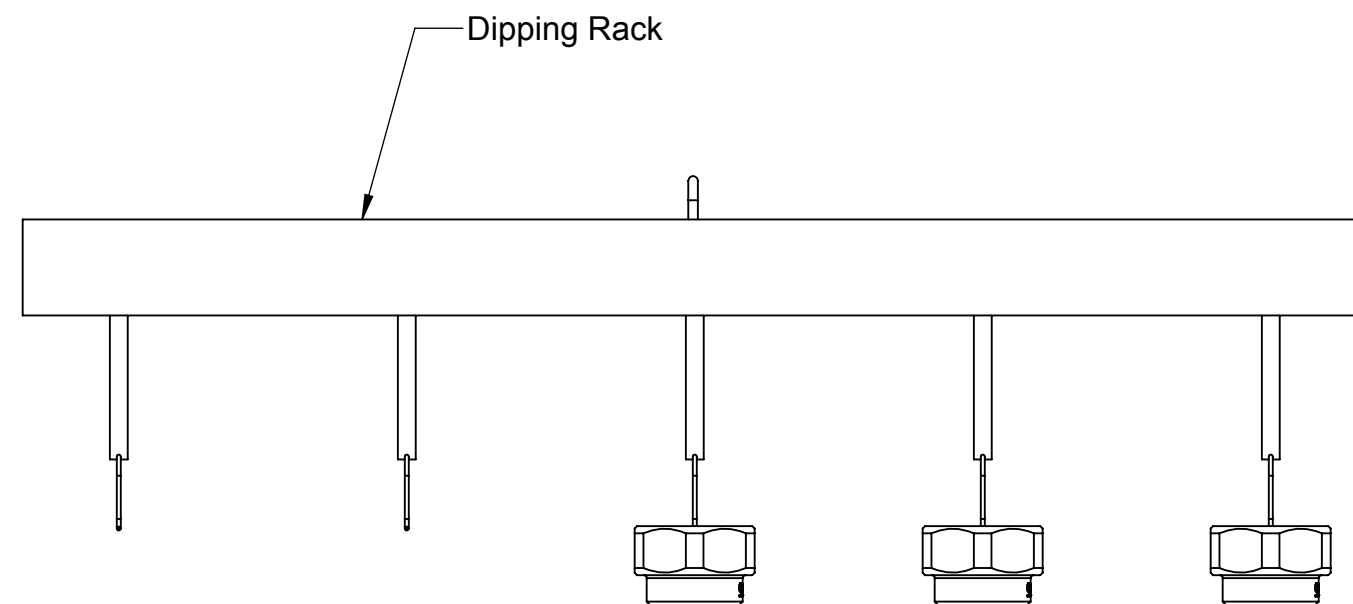



THE INFORMATION CONTAINED IN THIS DRAWING IS THE SOLE PROPERTY OF
CAPSTAN AG INC. ANY REPRODUCTION IN PART OR AS A WHOLE
WITHOUT WRITTEN PERMISSION OF CAPSTAN AG INC IS PROHIBITED

Rev	ECR	Description	Date	By	App
B	2273	See Page 1	5/15/18	BLS	



Racking Instructions: Must be a two point contact in larger end ID thread at center of thread depth. No air bubbles permitted, agitation required. Preferably rack with large ID thread in the up position to reduce any chance of air bubbles.

UNLESS OTHERWISE SPECIFIED:		<div>CapstanAG</div>			
DIMENSIONS ARE IN INCHES				TITLE: FlyBody, TeeJet, T24	
TOLERANCES:					
FRACTIONAL ±					
ANGULAR: MACH ± BEND ±					
TWO PLACE DECIMAL ±					
THREE PLACE DECIMAL ±					
INTERPRET GEOMETRIC		Name			
TOLERANCING PER:		Date			
		Drawn	BLS	10/4/17	
		Checked			
		QA APP			
MATERIAL				SIZE	DWG No:
				B	116186-002
FINISH					REV
					B
DO NOT SCALE DRAWING		SCALE: None			SHEET 1 of 1